



# QUEBEC

## Topple Barrier Traffic single

### Description

High Impact Traffic and Topple Barrier.

This version combines protection against collisions with protection against falling objects.

It is ideal for areas where vehicles and machinery are operated.

QUEBEC is the ideal solution for effective protection in industrial and commercial environments. This innovative topple barrier stands out with its modular design, offering maximum flexibility during installation and customization.

### Outstanding Protection and Safety

QUEBEC has been specifically developed to reliably protect work areas, machines, and employees from falling objects or collisions. With its robust construction, it can withstand even heavy loads, ensuring a safe working environment.

### Modular Design for Customised Solutions

Thanks to its modular concept, the QUEBEC-Topple Barrier can be easily adapted to different requirements. The individual modules of 750mm can be quickly installed, extended, or repositioned without the need for costly modifications.

### Durability and Resilience

Manufactured from high-quality materials, the d-flexx QUEBEC offers impressive durability. It is impact-resistant and is suitable for demanding areas of application.

### Simple Installation

The system is easy and quick to install, saving time and minimizing service interruptions during setup.

### Areas of Application

- Warehouses and logistics centers
- Production facilities

### Technical Information

Operational Temperature Range:	-40°C up to +50°C / -40°F up to +112°F
Ignition Temperature:	350-360°C / 662 - 680°F
Flash Point:	350-360°C / 662 - 680°F
Toxicity:	Nontoxic
Chemical Resistance:	High-ISO / TR 10358
UV Stability	Gray scale: 5/5
Changes to material after 5 years:	Blue Wool scale: 8/8 Tensile strength: No changes
Static Rating (surface resistivity):	10 <sup>15</sup> -10 <sup>16</sup> Ω
Standard Warranty:	5 Years

Buildable up to a height of **5 meters** with QUEBEC extensions

**CHARLIE BASE tested Impact Energy according to TÜV**

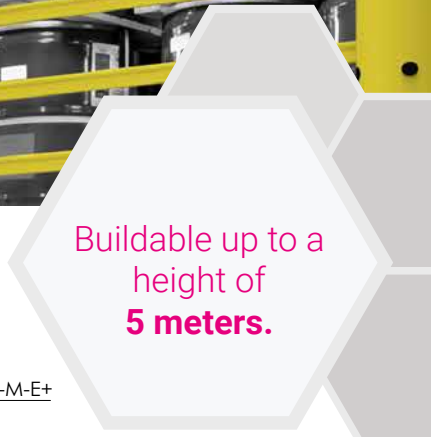
**61.500 Joule**

At 22.5° Impact, 4.9 km/h (3,04 mph) and 4.320 kg (9524 lbs) on a C20/25 concrete floor and max. force to bolt at 21 kN.

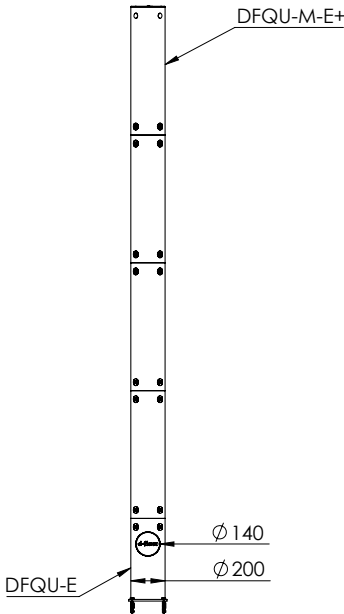
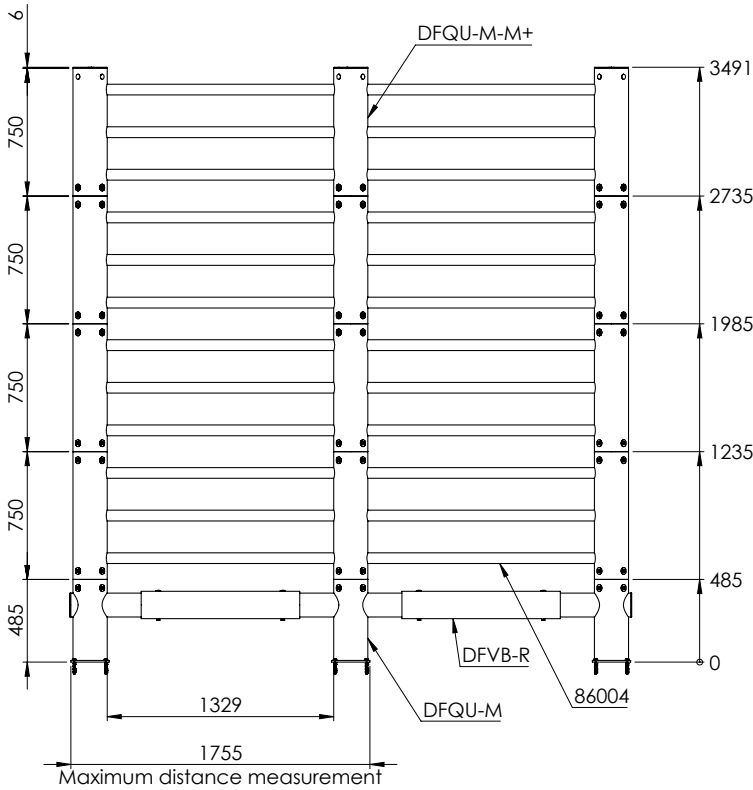
### Scan or click to review



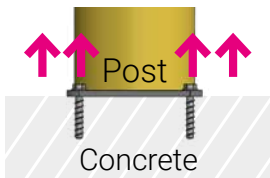
Maintenance Guide  
Assembly Guide  
Videos  
Tender Text  
Warranty



# **Specifications**



**Max. force to bolt 21 kN**



Individual lengths

86005 = Maximum distance measurement - 310mm  
DFVB-I = Maximum distance measurement - 826mm

# **Measurements mm vs in**

	mm	in
Height 1	485	190,94
Height 2	750	295,28
Distance 1	1329	523,23
Distance 2	1755	691,34
Diameter	200	87,74



**400kg horizontal point load**  
**1000kg horizontal distributed load**



# QUEBEC

## Topple Barrier Pedestrian

### Description

Barrier for separation and protection:  
This variant serves as a clear demarcation between pedestrian and vehicle areas and at the same time offers protection against falling objects.

QUEBEC is the ideal solution for effective protection in industrial and commercial environments. This innovative topple barrier stands out with its modular design, offering maximum flexibility during installation and customization.

**Outstanding Protection and Safety**  
QUEBEC has been specifically developed to reliably protect work areas, machines, and employees from falling objects or collisions. With its robust construction, it can withstand even heavy loads, ensuring a safe working environment.

**Modular Design for Customised Solutions**  
Thanks to its modular concept, the QUEBEC-Topple Barrier can be easily adapted to different requirements. The individual modules of 750mm can be quickly installed, extended, or repositioned without the need for costly modifications.

**Durability and Resilience**  
Manufactured from high-quality materials, the d-flexx QUEBEC offers impressive durability. It is impact-resistant and is suitable for demanding areas of application.

**Simple Installation**  
The system is easy and quick to install, saving time and minimizing service interruptions during setup.

- Areas of Application**
- Warehouses and logistics centers
  - Production facilities

### Technical Information

Operational Temperature Range:	-40°C up to +50°C / -40°F up to +112°F
Ignition Temperature:	350-360°C / 662 - 680°F
Flash Point:	350-360°C / 662 - 680°F
Toxicity:	Nontoxic
Chemical Resistance:	High-ISO / TR 10358
UV Stability	Gray scale: 5/5
Changes to material after 5 years:	Blue Wool scale: 8/8 Tensile strength: No changes
Static Rating (surface resistivity):	10 <sup>15</sup> -10 <sup>16</sup> Ω
Standard Warranty:	5 Years

Buildable up to a height of **5 meters** with QUEBEC extensions  
**Base Post: Tested Impact Energy according to PAS**

**4.000 Joule**

At 90° Impact, 4.9 km/h (3,04 mph) and 4.320 kg (9524 lbs) on a C20/25 concrete floor and max. force to bolt at 21 kN.

### Scan or click to review



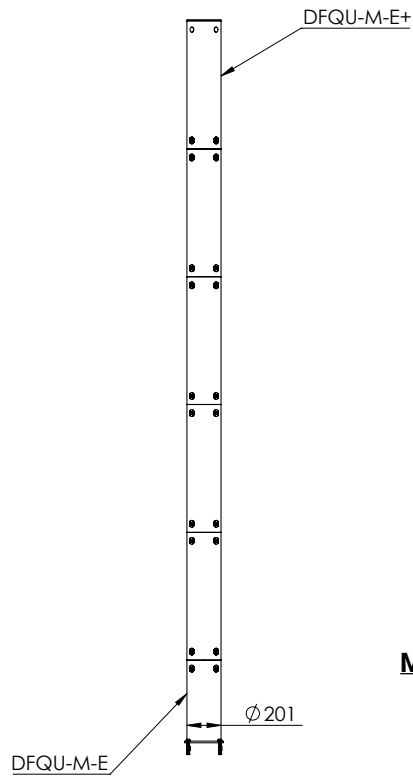
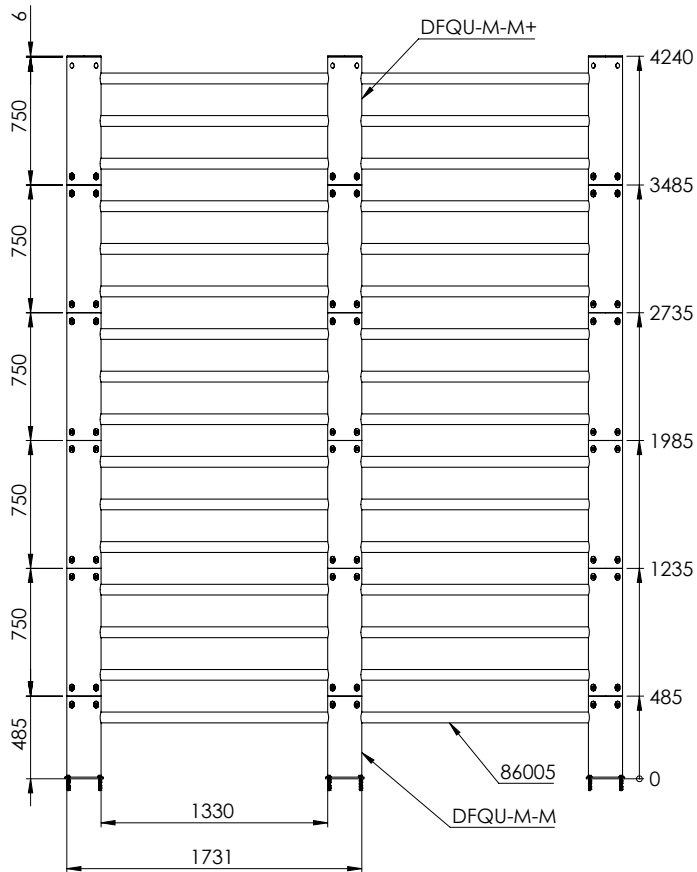
Maintenance Guide  
Assembly Guide  
Videos  
Tender Text  
Warranty



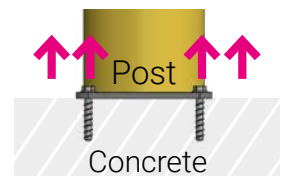
# d-flexx



Buildable up to a height of **5 meters.**




**Max. force to bolt 21 kN**



## Measurements mm vs in

	mm	in
Height 1	485	190,94
Height 2	750	295,28
Distance 1	1329	523,23
Distance 2	1755	691,34



**400kg** horizontal point load  
**1000kg** horizontal distributed load